

Name of Asset Manager: CWT Asset Management Company Ltd.
Name of the Schemes/Mutual Fund: CWT-Community Bank Shariah Fund
Portfolio Statements as at December 31, 2025

| [Figure in million] | | | | | | | |
|--|--|---------------------|------------|--------------|---|-----------------------------|------------------------|
| I. Investment in Capital Market Securities (Listed): | | | | | | | |
| Sl. No. | Investments in Stocks/Securities (Sector wise) | No. of Shares/Units | Cost Value | Market Value | Appreciation (or Diminution) in the Market Value/ Fair value of Investments | % Change (In terms of cost) | % of Total Investments |
| A. Shares of Listed Companies (Script Wise) | | | | | | | |
| 1 | Pharmaceuticals & Chemicals | MARICO | 4,185 | 9.73 | 11.19 | 1.46 | 15.05% |
| 2 | | RECKITBEN | 434 | 1.48 | 1.49 | 0.00 | 0.18% |
| 3 | | SQURPHARMA | 37,015 | 7.88 | 7.35 | (0.53) | -6.72% |
| 4 | Fuel & Power | MJLBD | 56,100 | 5.47 | 5.08 | (0.39) | -7.14% |
| 5 | Telecommunication | BSCPLC | 63,000 | 8.34 | 7.98 | (0.37) | -4.40% |
| 6 | | ROBI | 68,900 | 1.90 | 1.94 | 0.05 | 2.39% |
| 7 | Miscellaneous | BERGERPBL | 6,288 | 9.74 | 8.71 | (1.03) | -10.60% |
| Sub-Total | | | | 44.54 | 43.73 | (0.81) | |



Compliance Officer
 CWT Asset Management Company Limited


Managing Director & CEO
 CWT Asset Management Company Limited

| B. Listed Mutual Funds/ CIS (Script wise) | | | | | | | |
|--|--|---------------------|--------------|--------------|---|-----------------------------|------------------------|
| | | | | | | | |
| Sub-Total | | | | | | | |
| C. Listed Bond/Debenture/Islamic Securities (Script wise) | | | | | | | |
| | | | | | | | |
| Sub-Total | | | | | | | |
| D. Investment in IPO | | | | | | | |
| | | | | | | | |
| Sub-Total | | | | | | | |
| Grand Total of Capital Market Securities (Listed) | | | 44.54 | 43.73 | (0.81) | | |
| II. Investment in Capital Market Securities (Non-Listed): | | | | | | | |
| Sl. No. | Investments in Stocks/Securities (Sector wise) | No. of Shares/Units | Cost Value | Market Value | Appreciation (or Diminution) in the Market Value/ Fair value of Investments | % Change (In terms of cost) | % of Total Investments |
| A. Shares of Non-Listed Companies (Script Wise) | | | | | | | |
| | | | | | | | |
| Sub-Total | | | | | | | |



Compliance Officer
CWT Asset Management Company Limited

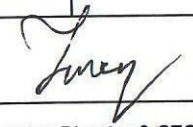


Managing Director & CEO
CWT Asset Management Company Limited

| B. Non-Listed Mutual Funds/ CIS (Script wise) | | | | | | | |
|--|-----------------|------------------------|-------------------|------------|--------------------------|--|--|
| | | | | | | | |
| Sub-Total | | | | | | | |
| C. Non-Listed Bond/Debenture/Islamic Securities (Script wise) | | | | | | | |
| | | | | | | | |
| Sub-Total | | | | | | | |
| D. Other Non-Listed Securities (Script wise), if any | | | | | | | |
| | | | | | | | |
| Sub-Total | | | | | | | |
| Grand Total of Capital Market Securities (Non-Listed) | | | | | | | |
| | | | - | - | - | | |
| III. Cash and Cash Equivalents and Investments in Securities not related to Capital Market: | | | | | | | |
| A. Money Market Instruments (Script wise) | | | | | | | |
| Sl. No. | Instrument Name | Types (G. Sec/ Others) | No. of Instrument | Cost Value | Market Value/ Fair Value | | |
| | | | | | | | |
| Sub-Total | | | | | | | |



Compliance Officer
CWT Asset Management Company Limited




Managing Director & CEO
CWT Asset Management Company Limited

| B. Term Deposits/Investment: | | | | | | | |
|---|-----------------|--|----------------------------|-------------------------|---|----------------|--|
| Sl. No. | No. and Date | Bank/Non-Bank Name | Profit Sharing Ratio/ Rate | No. of Instrument | Investment Value | Maturity Value | |
| Sub-Total | | | | | - | - | |
| C. Cash at Bank: | | | | | | | |
| Sl. No. | A/C No. | Bank Name | Nature of Account | Rate of Interest/Profit | Available Balance | | |
| 1 | 1061490000312 | ONE Bank PLC | MSND | 2.50% | 8.55 | | |
| 2 | 900121600000014 | Meghna Bank PLC | MSND | 4.00% | 8.92 | | |
| 3 | 1061490000593 | ONE Bank PLC (CWTCBSF Investors' Dividend) | MSND | 2.50% | 0.00 | | |
| Sub-Total | | | | | 17.48 | | |
| D. Cash in Hand: | | | | | | | |
| Sub-Total | | | | | - | - | |
| Total Cash and Cash Equivalent and Investments in Securities (Not related to Capital Market): | | | | 17.48 | 17.48 | | |
| | | | Cost Value | Market Value | Appreciation (or Diminution) in the Market Value/ Fair value of Investments | | |
| Total Investment = (I+II+III) | | | 62.01 | 61.20 | (0.81) | | |



Compliance Officer
CWT Asset Management Company Limited



Managing Director & CEO
CWT Asset Management Company Limited