


Name of Asset Manager: CWT Asset Management Company Ltd.								
Name of the Schemes/Mutual Fund: CWT Sadharan Bima Growth Fund								
Portfolio Statements as at December 31, 2025								
I. Investment in Capital Market Securities (Listed):								[Figure in million]
Sl. No.	Investments in Stocks/Securities (Sector wise)	No. of Shares/Units	Cost Value	Market Value	Appreciation (or Diminution) in the Market Value/ Fair value of Investments	% Change (In terms of cost)	% of Total Investments	
A. Shares of Listed Companies (Script Wise)								
1	Bank	BRACBANK	123,750	4.07	7.81	3.74	91.76%	6.7%
2		JAMUNABANK	189,360	3.98	4.00	0.01	0.33%	6.6%
3		PRIMEBANK	228,890	5.27	6.57	1.30	24.68%	8.7%
4		PUBALIBANK	56,500	1.66	1.75	0.09	5.38%	2.7%
5	Insurance	RELIANCINS	5,800	0.41	0.38	(0.04)	-8.49%	0.7%
6	Pharmaceuticals & Chemicals	IBNSINA	5,920	1.87	1.86	(0.01)	-0.73%	3.1%
7		MARICO	2,300	5.47	6.15	0.68	12.44%	9.1%
8		SQRPHARMA	4,445	0.99	0.88	(0.11)	-10.88%	1.6%
9	Telecommunication	BSCPLC	10,800	1.36	1.37	0.01	0.38%	2.3%
10		ROBI	15,430	0.44	0.44	(0.01)	-1.50%	0.7%
11	Engineering	BSRMLTD	63,640	5.58	4.78	(0.80)	-14.41%	9.2%
12		BSRMSTEEL	82,887	5.57	5.23	(0.34)	-6.11%	9.2%
		Sub-Total		36.68	41.20	4.52		





Compliance Officer
CWT Asset Management Company Limited



Managing Director & CEO
CWT Asset Management Company Limited

B. Listed Mutual Funds/ CIS (Script wise)							
Sub-Total							
C. Listed Bond/Debenture/Islamic Securities (Script wise)							
1	Govt. Bond	TB2Y1126					
2		TB5Y0327	100,000	10.01	10.11	0.10	1.01%
Sub-Total			31,000	2.99	2.96	(0.03)	-1.10%
D. Investment in IPO							
Sub-Total				12.99	13.06	0.07	4.9%
Sub-Total							
Grand Total of Capital Market Securities (Listed)							
				49.68	54.26	4.59	
II. Investment in Capital Market Securities (Non-Listed):							
Sl. No.	Investments in Stocks/Securities (Sector wise)	No. of Shares/Units	Cost Value	Market Value	Appreciation (or Diminution) in the Market Value/ Fair value of Investments	% Change (In terms of cost)	% of Total Investments
A. Shares of Non-Listed Companies (Script Wise)							
Sub-Total							



 Compliance Officer
 CWT Asset Management Company Limited


 Managing Director & CEO
 CWT Asset Management Company Limited

B. Non-Listed Mutual Funds/ CIS (Script wise)							
1	Mutual Fund	VAMLGF					
Sub-Total			42,043	0.54	0.42	(0.12)	-22.87%
C. Non-Listed Bond/Debenture/Islamic Securities (Script wise)							
Sub-Total				0.54	0.42	(0.12)	0.9%
D. Other Non-Listed Securities (Script wise), If any							
Sub-Total				-	-	-	
Grand Total of Capital Market Securities (Non-Listed)							
Sub-Total				0.54	0.42	(0.12)	



Compliance Officer
CWT Asset Management Company Limited




Managing Director & CEO
CWT Asset Management Company Limited

III. Cash and Cash Equivalents and Investments in Securities not related to Capital Market:							
A. Money Market Instruments (Script wise)							
Sl. No.	Instrument Name	Types (G. Sec/ Others)	No. of Instrument	Cost Value	Market Value/ FairValue		
Sub-Total							
-							
B. Term Deposits/Investment:							
Sl. No.	No. and Date	Bank/Non-Bank Name	Rate of Interest/Profit	No. of Instrument	Investment Value	Maturity Value	
1	1001251000056851 (13-10-2025)	IPDC Finance PLC	11.25%	1	4.37	4.50	
Sub-Total							
					4.37	4.50	



Compliance Officer
CWT Asset Management Company Limited



Managing Director & CEO
CWT Asset Management Company Limited

C. Cash at Bank:							
Sl. No.	A/C No.	Bank Name	Nature of Account	Rate of Interest/Profit	Available Balance		
1	011300000736	ONE Bank PLC	SND	2.50%	0.38		
2	0070323759301	Community Bank Bangladesh PLC	SND	7.00%	5.40		
3	1051520000303	Dhaka Bank PLC	SND	2.00%	0.02		
4	0113000000827	ONE Bank PLC (CWT-SBC Investors' Dividend)	SND	2.50%	0.00		
Sub-Total					5.79		
D. Cash in Hand:							
Sub-Total					-		
Sub-Total					-		
Total Cash and Cash Equivalent and Investments in Securities (Not related to Capital Market):				10.17	10.29		
			Cost Value	Market Value	Appreciation (or Diminution) in the Market Value/ Fair value of Investments		
Total Investment = (I+II+III)			60.39	64.97	4.59		



Compliance Officer
CWT Asset Management Company Limited



Managing Director & CEO
CWT Asset Management Company Limited