



Name of Asset Manager: CWT Asset Management Company Ltd.								
Name of the Schemes/Mutual Fund: CWT Emerging Bangladesh First Growth Fund								
Portfolio Statements as at December 31, 2025								
I. Investment in Capital Market Securities (Listed):							[Figure in million]	
Sl. No.	Investments in Stocks/Securities (Sector wise)	No. of Shares/Units	Cost Value	Market Value	Appreciation (or Diminution) in the Market Value/ Fair value of Investments	% Change (In terms of cost)	% of Total Investments	
<b>A. Shares of Listed Companies (Script Wise)</b>								
1	Bank	BRACBANK	130,500	4.42	8.23	3.81	86.31%	10.5%
2		JAMUNABANK	82,380	1.78	1.74	(0.04)	-2.14%	4.2%
3		PRIMEBANK	202,310	4.53	5.81	1.28	28.17%	10.8%
4		PUBALIBANK	20,080	0.59	0.62	0.03	5.10%	1.4%
5	Insurance	RELIANCINS	30,050	1.87	1.96	0.09	4.88%	4.4%
6	Pharmaceuticals & Chemicals	IBNSINA	6,300	4.44	4.74	0.30	6.81%	10.5%
7		MARICO	1,772	1.66	1.48	(0.18)	-11.00%	3.9%
8		SQURPHARMA	7,440	3.43	3.40	(0.03)	-0.99%	8.1%
9	Telecommunication	BSCPLC	12,000	1.36	1.37	0.00	0.35%	3.2%
10	Engineering	BSRMLTD	15,000	1.33	1.13	(0.20)	-15.10%	3.2%
11		BSRMSTEEL	47,309	3.13	2.99	(0.15)	-4.68%	7.4%
<b>Sub-Total</b>				<b>28.53</b>	<b>33.45</b>	<b>4.92</b>		
<b>B. Listed Mutual Funds/ CIS (Script wise)</b>								
1	Govt Bond	TB2Y1126	100,000	10.01	10.11	0.10	1.01%	23.8%
<b>Sub-Total</b>				<b>10.01</b>	<b>10.11</b>	<b>0.10</b>		


  
 Compliance Officer  
 CWT Asset Management Company Limited

  
 Managing Director & CEO  
 CWT Asset Management Company Limited

<b>C. Listed Bond/Debenture/Islamic Securities (Script wise)</b>							
				-	-	-	-
<b>Sub-Total</b>				-	-	-	
<b>D. Investment in IPO</b>							
<b>Sub-Total</b>				-	-	-	
<b>Grand Total of Capital Market Securities (Listed)</b>				<b>38.54</b>	<b>43.56</b>	<b>5.02</b>	
<b>II. Investment in Capital Market Securities (Non-Listed):</b>							
Sl. No.	Investments in Stocks/Securities (Sector wise)	No. of Shares/Units	Cost Value	Market Value	Appreciation (or Diminution) in the Market Value/ Fair value of Investments	% Change (In terms of cost)	% of Total Investments
<b>A. Shares of Non-Listed Companies (Script Wise)</b>							
			-	-	-	-	
<b>Sub-Total</b>				-			
<b>B. Non-Listed Mutual Funds/ CIS (Script wise)</b>							
1	Mutual Fund	VAMLGF	243,695	3.14	2.42	(0.72)	-22.87%
		<b>Sub-Total</b>		<b>3.14</b>	<b>2.42</b>	<b>(0.72)</b>	<b>7.5%</b>
<b>C. Non-Listed Bond/Debenture/Islamic Securities (Script wise)</b>							
<b>Sub-Total</b>				-	-	-	



Compliance Officer  
CWT Asset Management Company Limited



Managing Director & CEO  
CWT Asset Management Company Limited

<b>D. Other Non-Listed Securities (Script wise), If any</b>						
<b>Sub-Total</b>						
<b>Grand Total of Capital Market Securities (Non-Listed)</b>			<b>3.14</b>	<b>2.42</b>	<b>(0.72)</b>	
<b>III. Cash and Cash Equivalents and Investments in Securities not related to Capital Market:</b>						
<b>A. Money Market Instruments (Script wise)</b>						
<b>Sl. No.</b>	<b>Instrument Name</b>	<b>Types (G. Sec/ Others)</b>	<b>No. of Instrument</b>	<b>Cost Value</b>	<b>Market Value/Fair Value</b>	
<b>Sub-Total</b>				-	-	
<b>B. Term Deposits/Investment:</b>						
<b>Sl. No.</b>	<b>No. and Date</b>	<b>Bank/Non-Bank Name</b>	<b>Rate of Interest/Profit</b>	<b>No. of Instrument</b>	<b>Investment Value</b>	<b>Maturity Value</b>
<b>Sub-Total</b>					-	-



Compliance Officer  
CWT Asset Management Company Limited




Managing Director & CEO  
CWT Asset Management Company Limited

C. Cash at Bank:							
Sl. No.	A/C No.	Bank Name	Nature of Account	Rate of Interest/ Profit	Available Balance		
1	011300000656	ONE Bank PLC	SND	2.50%	0.13		
2	0010320368301	Community Bank Bangladesh PLC	SND	7.00%	0.10		
3	1051520000298	Dhaka Bank PLC	SND	2.00%	0.19		
4	011300000838	ONE Bank PLC (CWTEBFGF Investors' Dividend)	SND	2.50%	0.01		
<b>Sub-Total</b>					<b>0.44</b>		
<b>D. Cash in Hand:</b>							
<b>Sub-Total</b>							
<b>Total Cash and Cash Equivalent and Investments in Securities (Not related to Capital Market):</b>				<b>0.44</b>	<b>0.44</b>		

	Cost Value	Market Value	Appreciation (or Diminution) in the Market Value/ Fair value of Investments
<b>Total Investment = (I+II+III)</b>	<b>42.12</b>	<b>46.42</b>	<b>4.30</b>



Compliance Officer  
CWT Asset Management Company Limited



Managing Director & CEO  
CWT Asset Management Company Limited