

Name of Asset Manager: CWT Asset Management Company Ltd.

Name of the Schemes/Mutual Fund: CWT-Community Bank Shariah Fund

Portfolio Statements as at December 31, 2024

I. Investment in Capital Market Securities (Listed):

[Figure in million]

Sl. No.	Investments in Stocks/Securities (Sector wise)	No. of Shares/Units	Cost Value	Market Value	Appreciation (or Diminution) in the Market Value/ Fair value of Investments	% Change (In terms of cost)	% of Total Investments
A. Shares of Listed Companies (Script Wise)							
1	BSCPLC	11,925	1.93	1.50	(0.43)	-22.21%	1.6%
2	GP	35,000	12.17	11.31	(0.86)	-7.07%	10.3%
3	MARICO	3,420	7.86	7.81	(0.05)	-0.67%	6.7%
4	MJLBD	131,006	12.77	12.33	(0.44)	-3.44%	10.9%
5	SHAHJABANK	180,000	3.28	3.29	0.01	0.30%	2.8%
6	SQURPHARMA	84,382	17.97	18.37	0.40	2.25%	15.3%
Sub-Total			55.98	54.61	(1.37)		

FOR



Compliance Officer


CWT Asset Management Company Limited



Chief Executive Officer

CWT Asset Management Company Limited

B. Listed Mutual Funds/ CIS (Script wise)							
Sub-Total							
C. Listed Bond/Debenture/Islamic Securities (Script wise)							
Sub-Total							
D. Investment in IPO							
Sub-Total			-	-	-		
Grand Total of Capital Market Securities (Listed)			55.98	54.61	(1.37)		
II. Investment in Capital Market Securities (Non-Listed):							
Sl. No.	Investments in Stocks/Securities (Sector wise)	No. of Shares/Units	Cost Value	Market Value	Appreciation (or Diminution) in the Market Value/ Fair value of Investments	% Change (In terms of cost)	% of Total Investments
A. Shares of Non-Listed Companies (Script Wise)							
Sub-Total							

For 

Compliance Officer
CWT Asset Management Company Limited




Chief Executive Officer
CWT Asset Management Company Limited

B. Non-Listed Mutual Funds/ CIS (Script wise)							
Sub-Total							
C. Non-Listed Bond/Debenture/Islamic Securities (Script wise)							
Sub-Total							
D. Other Non-Listed Securities (Script wise), If any							
Sub-Total							
Grand Total of Capital Market Securities			-	-	-		

III. Cash and Cash Equivalents and Investments in Securities not related to Capital Market:

A. Money Market Instruments (Script wise)							
Sl. No.	Instrument Name	Types (G. Sec/ Others)	No. of Instrument	Cost Value	Market Value/ Fair Value		
Sub-Total							

FOR 

Compliance Officer


CWT Asset Management Company Limited



Chief Executive Officer

CWT Asset Management Company Limited

B. Term Deposits/Investment:							
Sl. No.	No. and Date	Bank/Non-Bank Name	Profit Sharing Ratio/ Rate	No. of Instrument	Investment Value	Maturity Value	
1	2710001596 (02-10-2024)	DBH Finance PLC	10.22%	1	10.00	10.26	
2	900123300000374 (11-12-2024)	Meghna Bank PLC	11.50%	1	11.12	11.44	
3	27100011712 (30-10-2024)	DBH Finance PLC	10.43%	1	10.00	10.26	
Sub-Total					31.12	31.95	
C. Cash at Bank:							
Sl. No.	A/C No.	Bank Name	Nature of Account	Rate of Interest/Profit	Available Balance		
1	1061490000312	One Bank PLC	MSND	4.50%	16.03		
2	900121600000014	Meghna Bank PLC	MSND	6.00%	14.51		
3	2141550002358	Dhaka Bank PLC	MSND		-		
Sub-Total					30.54		
D. Cash in Hand:							
					-		
Sub-Total					-		
Total Cash and Cash Equivalent and Investments in Securities (Not related to Capital Market):				61.65	62.49		
		Cost Value	Market Value	Appreciation (or Diminution) in the			
Total Investment = (I+II+III)		117.63	117.10	(0.53)			

FOR


Compliance Officer
CWT Asset Management Company Limited



Chief Executive Officer
CWT Asset Management Company Limited