


**CWT Sadharan Bima Growth Fund**  
**Statement of Financial Position (Unaudited)**  
as at 30 September 2021


PARTICULARS	NOTES	Amount in Taka	Amount in Taka
		30-Sep-2021	31-Dec-2020
<b>ASSETS</b>			
<b>Non-Current Assets</b>			
Preliminary and issue expenses	1	2,050,544	2,306,613
		<u>2,050,544</u>	<u>2,306,613</u>
<b>Current Assets</b>			
Investments ( at market price)	2	212,850,549	144,202,033
Advance, deposit and prepayments	3	101,267	146,757
Accounts receivables	4	593,746	314,524
Cash and cash equivalents	5	18,252,425	4,113,559
		<u>231,797,987</u>	<u>148,776,873</u>
<b>TOTAL ASSETS (A)</b>		<u><b>233,848,531</b></u>	<u><b>151,083,486</b></u>
<b>LIABILITIES</b>			
Accounts payables	6	1,242,068	917,313
<b>TOTAL LIABILITIES (B)</b>		<u><b>1,242,068</b></u>	<u><b>917,313</b></u>
<b>NET ASSETS (A-B)</b>		<u><b>232,606,463</b></u>	<u><b>150,166,173</b></u>
<b>OWNERS' EQUITY</b>			
Unit capital fund	7	156,931,180	126,179,230
Unit premium reserve	8	9,482,688	(246,126)
Retained earnings	9	39,279,870	6,536,619
Reserve for unrealized Gain / Loss	10	26,912,725	17,696,450
		<u>232,606,463</u>	<u>150,166,173</u>
<b>Net Asset Value (NAV) per unit:</b>			
At cost	11	13.11	10.50
At market price	12	14.82	11.90

These financial statements should be read in conjunction with annexed notes

  
**Trustee**

Authorized Signatory of  
Investment Corporation  
of Bangladesh (ICB)



  
**Asset Manager**


Authorized Signatory of CWT Asset  
Management Company Ltd.

**Tareq Ibrahim**  
**Chief Executive Officer**  
CWT Asset Management Company Ltd

**CWT Sadharan Bima Growth Fund**  
**Statement of Profit or Loss and Other Comprehensive Income (Unaudited)**  
From 01 Jan to 30 Sep, 2021

PARTICULARS	NOTES	Amount in Taka
		1 Jan 2021 to 30 Sep 2021
Gain / Loss on sale of marketable securities	13	39,642,908
Dividend income	14	3,236,760
Interest income	15	560,714
<b>Total Income</b>		<b>43,440,382</b>
Management fees		2,634,174
Amortization of preliminary and issue expenses		256,069
CDBL settlement and demat charge		48,686
CDBL fees		19,396
CDBL Line Charges		16,867
Fee to BSEC		96,482
Trustee fees		180,738
Custodian fee		74,695
Brokerage commission		852,556
Bank charges and excise duty		14,357
Advertisement and publication expenses		101,100
Other expenses	16	93,050
<b>Total Expenses</b>		<b>4,388,170</b>
<b>Net Profit/(Loss) during the period</b>		<b>39,052,212</b>
<b>Other Comprehensive Income</b>		
Unrealized Gain/(Loss) during the period		9,216,275
<b>Total Comprehensive Income</b>		<b>48,268,487</b>
<b>EPU Before Considering Provision</b>	17	<b>2.49</b>

These financial statements should be read in conjunction with annexed notes

  
\_\_\_\_\_  
**Trustee**  
Authorized Signatory of  
Investment Corporation of  
Bangladesh (ICB)


  
\_\_\_\_\_  
**Asset Manager**  
Authorized Signatory of  
CWT Asset Management  
Company Ltd.

**Tareq Ibrahim**  
Chief Executive Officer  
CWT Asset Management Company Ltd.

**CWT Sadharan Bima Growth Fund**  
**Statement of Profit or Loss and Other Comprehensive Income (Unaudited)**  
From 01 Jul to 30 Sep, 2021

PARTICULERS	Amount in Taka
	1 Jul 2021 to 30 Sep 2021
Gain / Loss on sale of marketable securities	15,177,808
Dividend income	1,257,125
Interest income	112,496
<b>Total Income</b>	<b>16,547,429</b>
Management fees	1,114,966
Amortization of preliminary and issue expenses	85,986
CDBL settlement and demat charge	18,176
CDBL fees	6,575
CDBL Line Charges	3,067
Fee to BSEC	32,043
Trustee fees	68,123
Custodian fee	20,000
Brokerage commission	363,182
Bank charges and excise duty	7,597
Advertisement and publication expenses	17,000
Other expenses	56,200
<b>Total Expenses</b>	<b>1,792,914</b>
<b>Net Profit/(Loss) during the period</b>	<b>14,754,515</b>
<b>Other Comprehensive Income</b>	
Unrealized Gain/(Loss) during the period	14,949,368
<b>Total Comprehensive Income</b>	<b>29,703,883</b>
<b>EPU Before Considering Provision</b>	<b>0.94</b>

These financial statements should be read in conjunction with annexed notes

  
\_\_\_\_\_  
**Trustee**  
Authorized Signatory of  
Investment Corporation of  
Bangladesh (ICB)

  
\_\_\_\_\_  
**Asset Manager**  
Authorized Signatory of  
CWT Asset Management  
Company Ltd.

**Tareq Ibrahim**  
Chief Executive Officer  
CWT Asset Management Company



**CWT Sadharan Bima Growth Fund**  
**Statement of Changes in Shareholders Equity (Unaudited)**  
From 01 Jan to 30 Sep, 2021

PARTICULERS	Unit Capital Fund	Unit Premium / Discount	Retained Earnings	Reserve for Unrealized Gain/Loss	Amount in Taka
					Total Equity
<b>Opening Balance 01 January 2021</b>	-	-	-	-	-
Opening Balance at January 1 20201	126,179,230	(246,126)	6,536,619	17,696,450	150,166,173
Unit fund new subscription during the perioc	71,374,510	-	-	-	71,374,510
Unit fund repurchase during the period	(40,622,560)	-	-	-	(40,622,560)
Unit Premium during the period	-	9,728,814	-	-	9,728,814
Net Profit during the period	-	-	39,052,212	-	39,052,212
Dividend Paid	-	-	(6,308,962)	-	(6,308,962)
Unrealized gain/(loss) during the period	-	-	-	9,216,275	9,216,275
<b>Balance as at 30 Jun 2021</b>	<b>156,931,180</b>	<b>9,482,688</b>	<b>39,279,870</b>	<b>26,912,725</b>	<b>232,606,463</b>



**Trustee**

Authorized Signatory of Investment  
Corporation of Bangladesh (ICB)




**Asset Manager**

Authorized Signatory of CWT Asset Management  
Company Ltd.

**Tareq Ibrahim**  
**Chief Executive Officer**  
CWT Asset Management Company Ltd.

**CWT Sadharan Bima Growth Fund**  
**Statement of Cash Flows (Unaudited)**  
From 01 Jan to 30 Sep, 2021

PARTICULERS	Amount in Taka
	1 Jan 2021 to 30 Sep 2021
<b>A Cash flows from operating activities</b>	
Interest income realized	425,718
Dividend income received	3,035,259
Gain on sale of investment	39,642,908
Net Issue and Formation Expenses	
Payment made for expenses	(3,671,807)
<b>Net cash flows from operating activities</b>	<b>39,432,078</b>
<b>B Cash flows from investing activities</b>	
Net investment in shares and securities	(39,505,421)
Investment in FDR	-
<b>Net cash used in investing activities</b>	<b>(39,505,421)</b>
<b>C Cash flows from financing activities</b>	
Unit Sale & Repurchase	20,521,170
Dividend Paid	(6,308,962)
<b>Net cash used in financing activities</b>	<b>14,212,208</b>
<b>Net cash flows (A+B+C)</b>	<b>14,138,865</b>
Cash and cash equivalents at the beginning of the year	4,113,559
<b>Cash and cash equivalents at the end of the year</b>	<b>18,252,425</b>
Net operating cash flows	39,432,078
Number of outstanding units	15,693,118
<b>Net operating cash flows per unit</b>	<b>2.51</b>



Trustee

Authorized Signatory of  
Investment Corporation  
of Bangladesh (ICB)




Asset Manager

Authorized Signatory of CWT Asset Management  
Company Ltd.

**Tareq Ibrahim**  
**Chief Executive Officer**  
CWT Asset Management Company Ltd.

**CWT Sadharan Bima Growth Fund**  
**Notes to the Financial Statements**  
as at 30 September 2021

No.	PARTICULERS	Amount in Taka	Amount in Taka
		30-Sep-2021	31 Dec. 2020
<b>01.00 Preliminary and issue expenses</b>			
	Opening Balance	2,306,613	2,910,856
	Less: Interest Received from Bank	-	496,563
	Less: Amortization during the year	256,069	107,680
		<b>2,050,544</b>	<b>2,306,613</b>
<b>02.00 Investments</b>			
	Investment in marketable securities - market price at <b>Annexure-A</b>	201,350,549	134,104,433
	Investment in IPO	11,000,000	9,597,600
	Investment in FDR <b>Note -2.01</b>	500,000	500,000
		<b>212,850,549</b>	<b>144,202,033</b>
<b>02.01 Investment in FDR</b>			
	Opening Balance	500,000	-
	Add: Investment on FDR during the period of CVC Finance Ltd. (26.11.2020)	-	500,000
		<b>500,000</b>	<b>500,000</b>
<b>03.00 Advance, Deposit and Prepayments</b>			
	Advances Annual Fee to CDBL	-	17,879
	Trustee Fee	68,871	-
	Annual Subscription Fee to BSEC	32,396	128,878
		<b>101,267</b>	<b>146,757</b>
<b>04.00 Accounts Receivable</b>			
	Interest	134,996	4,075
	Receivable from Brokerage a/c and others	-	-
	Cash Dividend Receivable <b>Note -4.1</b>	458,750	310,449
		<b>593,746</b>	<b>314,524</b>
<b>04.01 Cash Dividend Receivable</b>			
	BERGERPBL	26,250	-
	WALTONHIL	432,500	-
	DOMINAGE	-	7,500
	SQPHARMA	-	198,669
	DOREENPOWER	-	20,000
	BSCCL	-	84,280
		<b>458,750</b>	<b>310,449</b>
<b>5.00 Cash and Cash Equivalent</b>			
	Cash in Hand	-	-
	Cash at One Bank Acc. No. 00736	18,252,425	4,113,559
		<b>18,252,425</b>	<b>4,113,559</b>



**CWT Sadharan Bima Growth Fund**  
**Notes to the Financial Statements**  
as at 30 September 2021

No.	PARTICULERS	Amount in Taka	Amount in Taka
		30-Sep-2021	31 Dec. 2020
<b>6.00</b>	<b>Accounts Payable</b>		
	Management fee	1,114,966	735,301
	Trustee fee payable	-	58,151
	CDBL settlement and demat charge	18,500	15,628
	CDBL fee payable	1,517	
	Custodian fee	82,085	31,233
	Selling Agents Commission to Unicap	-	37,500
	Newspaper Publication exp.	25,000	19,500
	Payable to Unit holder		-
	TDS Payable		20,000
	Audit fee		
		<b>1,242,068</b>	<b>917,313</b>
<b>7.00</b>	<b>Unit Capital</b>		
	Opening Balance	126,179,230	100,000,000
	Add: New subscription of 7,137,451 units of Taka 10 each	71,374,510	30,920,460
	Less: New repurchase of 4,062,256 units of Taka 10 each	40,622,560	4,741,230
		<b>156,931,180</b>	<b>126,179,230</b>
<b>8.00</b>	<b>Unit Premium Reserve</b>		
	Opening Balance	(246,126)	
	Add: Unit premium during the period	23,574,409	(131,121)
	Less: Unit discount during the period	(13,845,595)	(115,005)
		<b>9,482,688</b>	<b>(246,126)</b>
<b>9.00</b>	<b>Retained earnings</b>		
	Opening Balance	6,536,619	
	Add: Net Profit during the period	39,052,212	6,536,619
	Less: Dividend Paid during the period	6,308,962	-
		<b>39,279,870</b>	<b>6,536,619</b>
<b>10.00</b>	<b>Reserve for Unrealized Gain/Loss</b>		
	Opening balance	17,696,450	-
	Add: Unrealized Gain/(Loss) during the year	9,216,275	17,696,450
		<b>26,912,725</b>	<b>17,696,450</b>
<b>11.00</b>	<b>Net Asset Value (NAV) per unit at cost</b>		
	Total net asset value at cost price	205,693,738	132,469,723
	Number of units	15,693,118	12,617,923
	NAV per unit at cost	<b>13.11</b>	<b>10.50</b>
<b>12.00</b>	<b>Net Asset Value (NAV) per unit at market price</b>		
	Total asset value at market price	233,848,531	151,083,486
	Less: Accounts payable	1,242,068	917,313
		<b>232,606,463</b>	<b>150,166,173</b>
	Number of units	15,693,118	12,617,923
	NAV per unit at market price	<b>14.82</b>	<b>11.90</b>

**CWT Sadharan Bima Growth Fund**  
**Notes to the Financial Statements**  
From 01 Jan to 30 Sep, 2021

No.	PARTICULARS	Amount in Taka
		1 Jan 2021 to 30 Sep 2021

**13.00 Net gain on sale of marketable securities**

ACI	3,677,999
BATBC	1,126,498
BEXIMCO	(349,937)
BPPL	6,020,964
BSRMLTD	628,156
BXPHERMA	(54,989)
CITYBANK	651,563
CRYSTALINS	263,732
DGIC	59,822
DOMINAGE	397,550
DUTCHBANGL	685,113
EDGEAMCGF	398,438
EGEN	59,961
IBNSINA	290,309
IDLC	190,515
IFADAUTOS	838,142
IFIC	2,748,272
LANKABAFIN	(89,209)
LHBL	73,056
LINDEBD	1,587,863
MIRAKHTER	35,944
MJLBD	(11,074)
NBL	363,129
NRBCBANK	(160,920)
OLYMPIC	326,115
PIONEERINS	10,574
RECKITT BEN	1,507,298
RENATA	11,257,184
ROBI	243,470
SAIFPOWER	58,000
SASUF	(24,670)
SBACBANK	1,667,344
SINGERBD	622,854
SONALILIFE	1,315,140
SQURPHARMA	112,473
SUMITPOWER	388,193
TAUFIKA	634,200
WALTONHIL	2,093,836
	<b>39,642,908</b>



**CWT Sadharan Bima Growth Fund**  
**Notes to the Financial Statements**  
From 01 Jan to 30 Sep, 2021

No.	PARTICULARS	Amount in Taka
		1 Jan 2021 to 30 Sep 2021
<b>14.00</b>	<b>Dividend income</b>	
	Shanta Amanh Shariah Fund	335,820
	ZENNITHAIF	357,000
	GP	1,162,930
	BATBC	184,500
	BERGERPBL	26,250
	IDLC	180,000
	LHBL	26,000
	LINDEBD	100,000
	MARICO	266,000
	RECKITT BEN	165,760
	WALTONHIL	432,500
	<b>Total Dividend Income current year</b>	<b>3,236,760</b>
<b>15.00</b>	<b>Interest income</b>	
	Interest income from SND account	525,718
	Interest income from FDR	34,996
		<b>560,714</b>
<b>16.00</b>	<b>Other expenses</b>	
	IPO application fees	23,000
	Unrecovered TDS from Dividend Income	70,050
		<b>93,050</b>
<b>17.00</b>	<b>Earnings per unit</b>	
	<b>Net Profit/ (Loss) Befor Provision During the period</b>	39,052,212
	Number of units	15,693,118
	<b>Earnings per unit during the Year</b>	<b>2.49</b>
<b>18.00</b>	<b>Cash flows from operating activities</b>	
	<b>Net Cash Flows from Operating Activities</b>	39,432,078
	Number of units	15,693,118
	<b>Net Operating Cash Flows Per Unit (NOCFU)</b>	<b>2.51</b>

**CWT Sadharan Bima Growth Fund**  
**Investment in Marketable Securities Other Than Mutual Fund**  
**as at 30 September 2021**

								Annexure-A
								Amount in Taka
Sl. No.	Company	No. of Shares	Average Cost Price Per Share	Market Price Per Share	Total Acquisition Cost	Total Market Value	Gain/(Loss)	% of NAV
1	ACI	11,000	292.90	300.60	3,221,897	3,306,600	84,704	1.57%
2	BATBC	10,000	622.77	651.00	6,227,700	6,510,000	282,300	3.03%
3	BERGERPBL	700	1,755.82	1,808.40	1,229,077	1,265,880	36,803	0.60%
4	BRACBANK	50,000	50.56	47.60	2,528,000	2,380,000	(148,000)	1.23%
5	BSCCL	130,664	153.01	218.50	19,993,372	28,550,084	8,556,712	9.72%
6	BSRMLTD	83,000	84.91	111.00	7,047,751	9,213,000	2,165,249	3.43%
7	BSRMSTEEL	10,000	64.42	72.40	644,200	724,000	79,800	0.31%
8	CITYBANK	497,000	26.77	28.40	13,303,445	14,114,800	811,355	6.47%
9	CONFIDCEM	51,500	146.29	160.20	7,533,762	8,250,300	716,538	3.66%
10	DOREENPWR	225,000	65.14	85.80	14,656,441	19,305,000	4,648,559	7.13%
11	EBL	10,000	41.50	39.50	414,969	395,000	(19,969)	0.20%
12	GP	55,590	351.93	380.20	19,563,682	21,135,318	1,571,636	9.51%
13	IBNSINA	12,000	240.35	273.10	2,884,217	3,277,200	392,983	1.40%
14	IDLC	53,555	55.20	73.10	2,956,236	3,914,871	958,635	1.44%
15	JAMUNABANK	50,000	21.70	24.70	1,085,000	1,235,000	150,000	0.53%
16	LANKABAFIN	100,000	44.42	45.70	4,442,000	4,570,000	128,000	2.16%
17	MARICO	8,600	2,180.53	2,333.70	18,752,535	20,069,820	1,317,285	9.12%
18	MASTERAGRO	25,582	10.00	12.00	255,820	306,984	51,164	0.12%
19	MERCANBANK	100,000	15.20	15.50	1,520,000	1,550,000	30,000	0.74%
20	OLYMPIC	44,130	181.11	196.80	7,992,553	8,684,784	692,231	3.89%
21	ORYZAAGRO	27,244	10.00	12.00	272,440	326,928	54,488	0.13%
22	PRIMEBANK	400,000	22.35	22.40	8,940,000	8,960,000	20,000	4.35%
23	SQURPHARMA	89,000	223.50	242.20	19,891,830	21,555,800	1,663,970	9.67%
24	WALTONHIL	8,800	975.10	1,276.10	8,580,897	11,229,680	2,648,783	4.17%
Sub total		2,053,365			173,937,824	200,831,049	26,893,225	84.56%

  
**Tareq Ibrahim**  
 Chief Executive Officer  
 CWT Asset Management Company Ltd

**CWT Sadharan Bima Growth Fund**  
**Investment in Marketable Securities Other Than Mutual Fund**  
**as at 30 September 2021**

Ann

Annexure-A
Amount in Taka

**Investment In Mutual Fund**

S.I No.	Mutual Fund	No. of Units	Average Cost Price Per Unit	Market Price Per Unit	Total Acquisition Cost	Total Market Value	Gain/(Loss)	% of NAV
25	UCBAMLFMF	50,000	10.00	10.39	500,000	519,500	19,500	0.24%
	<b>Sub total</b>	<b>50,000</b>			<b>500,000</b>	<b>519,500</b>	<b>19,500</b>	<b>0.24%</b>
	<b>Total</b>	<b>2,103,365</b>			<b>174,437,824</b>	<b>201,350,549</b>	<b>26,912,725</b>	<b>84.80%</b>

Investment in securities	Total cost price	Total market price	Gain/(Loss)
Investment in securities other than Mutual Fund	173,937,824	200,831,049	26,893,225
Investments in Mutual Fund	500,000.00	519,500	19,500
<b>Total</b>	<b>174,437,824</b>	<b>201,350,549</b>	<b>26,912,725</b>

  
**Tareq Ibrahim**  
 Chief Executive Officer  
 CWT Asset Management Company Ltd.