


CWT Sadharan Bima Growth Fund
Statement of Financial Position (Unaudited)
as at 30 Jun 2021

PARTICULARS	NOTES	Amount in Taka	Amount in Taka
		30-Jun-2021	31-Dec-2020
ASSETS			
Non-Current Assets			
Preliminary and issue expenses	1	2,136,530	2,306,613
		<u>2,136,530</u>	<u>2,306,613</u>
Current Assets			
Investments (at market price)	2	145,314,791	144,202,033
Advance, deposit and prepayments	3	69,497	146,757
Accounts receivables	4	288,260	314,524
Cash and cash equivalents	5	35,690,037	4,113,559
		<u>181,362,585</u>	<u>148,776,873</u>
TOTAL ASSETS (A)		<u>183,499,115</u>	<u>151,083,486</u>
LIABILITIES			
Accounts payables	6	839,955	917,313
TOTAL LIABILITIES (B)		<u>839,955</u>	<u>917,313</u>
NET ASSETS (A-B)		<u>182,659,160</u>	<u>150,166,173</u>
OWNERS' EQUITY			
Unit capital fund	7	141,709,700	126,179,230
Unit premium reserve	8	4,460,748	(246,126)
Retained earnings	9	24,525,355	6,536,619
Reserve for unrealized Gain / Loss	10	11,963,357	17,696,450
		<u>182,659,160</u>	<u>150,166,173</u>
Net Asset Value (NAV) per unit:			
At cost	11	12.05	10.50
At market price	12	12.89	11.90

These financial statements should be read in conjunction with annexed notes



Trustee

Authorized Signatory of
Investment Corporation of
Bangladesh (ICB)




Asset Manager


Authorized Signatory of CWT Asset
Management Company Ltd.

Tareq Ibrahim
Chief Executive Officer
CWT Asset Management Company Ltd.

CWT Sadharan Bima Growth Fund
Statement of Profit or Loss and Other Comprehensive Income (Unaudited)
From 01 Jan to 30 Jun, 2021


PARTICULERS	NOTES	Amount in Taka	
		1 Jan 2021	to 30 Jun 2021
Gain / Loss on sale of marketable securities	13	24,465,100	
Dividend income	14	1,979,635	
Interest income	15	448,218	
Total Income		26,892,953	
Management fees		1,519,208	
Amortization of preliminary and issue expenses		170,083	
CDBL settlement and demat charge		30,510	
CDBL fees		12,821	
CDBL Line Charges		13,800	
Fee to BSEC		64,439	
Trustee fees		112,615	
Custodian fee		54,695	
Brokerage commission		489,374	
Bank charges and excise duty		6,760	
Advertisement and publication expenses		84,100	
Other expenses	16	36,850	
Total Expenses		2,595,255	
Net Profit/(Loss) during the period		24,297,698	
Other Comprehensive Income			
Unrealized Gain/(Loss) during the period		(5,733,093)	
Total Comprehensive Income		18,564,605	
EPU Before Considering Provision	17		1.71

These financial statements should be read in conjunction with annexed notes



Trustee
Authorized Signatory of
Investment Corporation of
Bangladesh (ICB)





Asset Manager
Authorized Signatory of
CWT Asset Management
Company Ltd.

Tareq Ibrahim
Chief Executive Officer
CWT Asset Management Company Ltd.

CWT Sadharan Bima Growth Fund
Statement of Profit or Loss and Other Comprehensive Income (Unaudited)
From 01 Apr to 30 Jun, 2021


PARTICULERS	Amount in Taka
	1 Apr 2021 to 30 Jun 2021
Gain / Loss on sale of marketable securities	3,173,751
Dividend income	365,760
Interest income	363,218
Total Income	3,902,729
Management fees	726,269
Amortization of preliminary and issue expenses	88,864
CDBL settlement and demat charge	18,602
CDBL fees	6,862
CDBL Line Charges	200
Fee to BSEC	32,220
Trustee fees	56,308
Custodian fee	30,738
Brokerage commission	213,452
Bank charges and excise duty	4,100
Advertisement and publication expenses	53,400
Other expenses	3,100
Total Expenses	1,234,113
Net Profit/(Loss) during the period	2,668,615
Other Comprehensive Income	
Unrealized Gain/(Loss) during the period	2,918,810
Total Comprehensive Income	5,587,426
EPU Before Considering Provision	0.19

These financial statements should be read in conjunction with annexed notes



Trustee
Authorized Signatory of
Investment Corporation of
Bangladesh (ICB)

M. Hossain



Asset Manager
Authorized Signatory of
CWT Asset Management
Company Ltd.

Tareq Ibrahim
Chief Executive Officer
CWT Asset Management Company Ltd.

CWT Sadharan Bima Growth Fund
Statement of Changes in Shareholders Equity (Unaudited)
From 01 Jan to 30 Jun, 2021

PARTICULARS	Unit Capital Fund	Unit Premium / Discount	Retained Earnings	Reserve for Unrealized Gain/Loss	Amount in Taka
					Total Equity
Opening Balance 01 January 2021	-	-	-	-	-
Opening Balance at January 1 20201	126,179,230	(246,126)	6,536,619	17,696,450	150,166,173
Unit fund new subscription during the period	45,671,500	-	-	-	45,671,500
Unit fund repurchase during the period	(30,141,030)	-	-	-	(30,141,030)
Unit Premium during the period	-	4,706,874	-	-	4,706,874
Net Profit during the period	-	-	24,297,698	-	24,297,698
Dividend Paid	-	-	(6,308,962)	-	(6,308,962)
Unrealized gain/(loss) during the period	-	-	-	(5,733,093)	(5,733,093)
Balance as at 30 Jun 2021	141,709,700	4,460,748	24,525,355	11,963,357	182,659,160



Trustee

Authorized Signatory of Investment
Corporation of Bangladesh (ICB)





Asset Manager

Authorized Signatory of CWT Asset Management
Company Ltd.

Tareq Ibrahim
Chief Executive Officer
CWT Asset Management Company Ltd.

CWT Sadharan Bima Growth Fund
Statement of Cash Flows (Unaudited)
From 01 Jan to 30 Jun, 2021

PARTICULERS	Amount in Taka
	1 Jan 2021 to 30 Jun 2021
A Cash flows from operating activities	
Interest income realized	425,718
Dividend income received	2,024,324
Gain on sale of investment	24,465,100
Advance & Prepayments	-
Net Issue and Formation Expenses	
Payment made for expenses	(1,899,046)
Net cash flows from operating activities	<u>25,016,096</u>
B Cash flows from investing activities	
Net investment in shares and securities	(7,368,001)
Investment in FDR	-
Net cash used in investing activities	<u>(7,368,001)</u>
C Cash flows from financing activities	
Unit Sale & Repurchase	20,237,344
Dividend Paid	(6,308,962)
Net cash used in financing activities	<u>13,928,382</u>
Net cash flows (A+B+C)	31,576,478
Cash and cash equivalents at the beginning of the year	<u>4,113,559</u>
Cash and cash equivalents at the end of the year	<u>35,690,037</u>
Net operating cash flows	<u>25,016,096</u>
Number of outstanding units	<u>14,170,970</u>
Net operating cash flows per unit	18 <u>1.77</u>



Trustee

Authorized Signatory of
Investment Corporation
of Bangladesh (ICB)




Asset Manager

Authorized Signatory of CWT Asset Management
Company Ltd.

Tareq Ibrahim
Chief Executive Officer
CWT Asset Management Company Ltd.

CWT Sadharan Bima Growth Fund
Notes to the Financial Statements
as at 30 Jun 2021

No.	PARTICULERS	Amount in Taka	Amount in Taka
		30-Jun-2021	31 Dec. 2020
01.00 Preliminary and issue expenses			
	Opening Balance	2,306,613	2,910,856
	Less: Interest Received from Bank	-	496,563
	Less: Amortization during the year	170,083	107,680
		2,136,530	2,306,613
02.00 Investments			
	Investment in marketable securities - at market price	128,814,791	134,104,433
	Investment in IPO	16,000,000	9,597,600
	Investment in FDR	500,000	500,000
		145,314,791	144,202,033
02.01 Investment in FDR			
	Opening Balance	500,000	-
	Add: Investment on FDR during the period of CVC Finance Ltd. (26.11.2020)	-	500,000
		500,000	500,000
03.00 Advance, Deposit and Prepayments			
	Advances Annual Fee to CDBL	5,058	17,879
	Trustee Fee	-	-
	Annual Subscription Fee to BSEC	64,439	128,878
		69,497	146,757
04.00 Accounts Receivable			
	Interest	22,500	4,075
	Receivable from Brokerage a/c and others	-	-
	Cash Dividend Receivable	265,760	310,449
		288,260	314,524
04.01 Cash Dividend Receivable			
	GP	100,000	-
	BATBC	165,760	-
	DOMINAGE	-	7,500
	SQPHARMA	-	198,669
	DOREENPOWER	-	20,000
	BSCCL	-	84,280
	LHBL	-	-
		265,760	310,449
5.00 Cash and Cash Equivalent			
	Cash in Hand	-	-
	Cash at One Bank Acc. No. 00736	35,690,037	4,113,559
		35,690,037	4,113,559


Tareq Ibrahim
Chief Executive Officer
CWT Asset Management Company Ltd.

CWT Sadharan Bima Growth Fund
Notes to the Financial Statements
as at 30 Jun 2021

No.	PARTICULERS	Amount in Taka	Amount in Taka
		30-Jun-2021	31 Dec. 2020
6.00	Accounts Payable		
	Management fee	726,269	735,301
	Trustee fee payable	-	58,151
	CDBL settlement and demat charge	18,602	15,628
	Custodian fee	62,085	31,233
	Selling Agents Commission to Unicap	-	37,500
	Newspaper Publication exp.	33,000	19,500
	Payable to Unit holder	-	-
	TDS Payable	-	-
	Audit fee	-	20,000
		839,955	917,313
7.00	Unit Capital		
	Opening Balance	126,179,230	100,000,000
	Add: New subscription of 4,567,150 units of Taka 10 each	45,671,500	30,920,460
	Less: New repurchase of 3,014,103 units of Taka 10 each	30,141,030	4,741,230
		141,709,700	126,179,230
8.00	Unit Premium Reserve		
	Opening Balance	(246,126)	-
	Add: Unit premium during the period	12,962,922	(131,121)
	Less: Unit discount during the period	(8,256,049)	(115,005)
		4,460,748	(246,126)
9.00	Retained earnings		
	Opening Balance	6,536,619	-
	Add: Net Profit during the period	24,297,698	6,536,619
	Less: Dividend Paid during the period	6,308,962	-
		24,525,355	6,536,619
10.00	Reserve for Unrealized Gain/Loss		
	Opening balance	17,696,450	-
	Add: Unrealized Gain/(Loss) during the year	(5,733,093)	17,696,450
		11,963,357	17,696,450
11.00	Net Asset Value (NAV) per unit at cost		
	Total net asset value at cost price	170,695,803	132,469,723
	Number of units	14,170,970	12,617,923
	NAV per unit at cost	12.05	10.50
12.00	Net Asset Value (NAV) per unit at market price		
	Total asset value at market price	183,499,115	151,083,486
	Less: Accounts payable	839,955	917,313
		182,659,160	150,166,173
	Number of units	14,170,970	12,617,923
	NAV per unit at market price	12.89	11.90


Tareq Ibrahim
Chief Executive Officer
CWT Asset Management Company Ltd.

CWT Sadharan Bima Growth Fund
Notes to the Financial Statements
For the period ended 30 June 2021

No.	PARTICULARS	Amount in Taka	
		01 Jan 2021	30 Jun 2021

13.00 Net gain on sale of marketable securities

BATBC	3,456,895
BEXIMCO	1,126,498
BXPHERMA	(349,937)
CITYBANK	(54,989)
CRYSTALINS	651,563
DGIC	263,732
DOMINAGE	59,822
EDGEAMCGF	397,550
EGEN	398,438
IBNSINA	59,961
IDLC	290,309
IFADAUTOS	190,515
IFIC	838,142
LANKABAFIN	2,468,272
LHBL	(89,209)
LINDEBD	73,056
MIRAKHTER	802,443
MJLBD	35,944
NBL	(105,000)
NRBCBANK	363,129
OLYMPIC	(160,920)
PIONEERINS	326,115
RECKITBEN	10,574
RENATA	116,666
ROBI	11,257,184
SASUF	243,470
SINGERBD	(24,670)
SQURPHARMA	684,681
SUMITPOWER	112,473
TAUFIKA	388,193
ZENNITHAIF	634,200
	24,465,100



Tareq Ibrahim
Chief Executive Officer
CWT Asset Management Company Ltd.

CWT Sadharan Bima Growth Fund
Notes to the Financial Statements
For the period ended 30 June 2021

No.	PARTICULARS	Amount in Taka	
		01 Jan 2021	30 Jun 2021
14.00	Dividend income		
	Shanta Amanh Shariah Fund	335,820	
	ZENNITHAIF	357,000	
	GP	530,555	
	BATBC	184,500	
	IDLC	180,000	
	LHBL	26,000	
	LINDEBD	100,000	
	MARICO	100,000	
	RECKITT BEN	165,760	
	Total Dividend Income current year	1,979,635	
15.00	Interest income		
	Interest income from SND account	425,718	
	Interest income from FDR	22,500	
		448,218	
16.00	Other expenses		
	IPO application fees	20,000	
	Unrecovered TDS from Dividend Income	16,850	
		36,850	
17.00	Earnings per unit		
	Net Profit/ (Loss) Befor Provision During the period	24,297,698	
	Number of units	14,170,970	
	Earnings per unit during the Year	1.71	
18.00	Cash flows from operating activities		
	Net Cash Flows from Operating Activities	25,016,096	
	Number of units	14,170,970	
	Net Operating Cash Flows Per Unit (NOCFU)	1.77	


Tareq Ibrahim
Chief Executive Officer
CWT Asset Management Company Ltd

CWT Sadharan Bima Growth Fund
Investment in Marketable Securities Other Than Mutual Fund
as at 30 Jun 2021

								Annexure-A Amount in Taka
Sl. No.	Name of the Company	No. of Shares	Average Cost Price Per Share	Market Price Per Share	Total Acquisition Cost	Total Market Value	Gain/(Loss)	% of NAV
1	BERGERPBL	700	1,755.82	1,759.50	1,229,077	1,231,650	2,573	0.72%
2	BSCCL	103,664	143.50	171.90	14,875,722	17,819,842	2,944,119	8.71%
3	BSRMLTD	87,000	82.61	86.60	7,187,355	7,534,200	346,845	4.21%
4	CITYBANK	297,000	26.62	26.40	7,907,271	7,840,800	(66,471)	4.63%
5	DOREENPWR	195,000	64.26	64.90	12,530,441	12,655,500	125,059	7.34%
6	DUTCHBANGL	32,000	59.70	89.50	1,910,554	2,864,000	953,446	1.12%
7	GP	36,590	345.78	349.40	12,652,212	12,784,546	132,334	7.41%
8	IBNSINA	9,000	234.29	246.70	2,108,605	2,220,300	111,695	1.24%
9	IDLC	53,555.00	55.20	59.90	2,956,236	3,207,945	251,709	1.73%
10	LINDEBD	1,500.00	1,237.10	1,324.70	1,855,653	1,987,050	131,397	1.09%
11	MARICO	5,000.00	2,102.50	2,229.20	10,512,500	11,146,000	633,500	6.16%
12	OLYMPIC	44,130.00	181.11	170.00	7,992,553	7,502,100	(490,453)	4.68%
13	RECKITT BEN	1,184.00	3,827.85	4,356.30	4,532,171	5,157,859	625,688	2.66%
14	SINGERBD	60,000.00	181.88	179.70	10,912,620	10,782,000	(130,620)	6.39%
15	SONALILIFE	20,000.00	10.00	11.00	200,000	220,000	20,000	0.12%
16	SQRPHARMA	10,000.00	212.00	215.50	2,120,000	2,155,000	35,000	1.24%
17	WALTONHIL	15,800.00	941.04	1,340.00	14,868,464	21,172,000	6,303,536	8.71%
Sub total		972,123			116,351,434	128,280,791	11,929,357	68.16%

Investment In Mutual Fund

S.I No.	Mutual Fund	No. of Units	Average Cost Price Per Unit	Market Price Per Unit	Total Acquisition Cost	Total Market Value	Gain/(Loss)	% of NAV
18	UCBAMLFMF	50,000	10.00	10.68	500,000	534,000	34,000	0.29%
Sub total		50,000			500,000	534,000	34,000	0.29%
Total		1,022,123			116,851,434	128,814,791	11,963,357	68.46%

Investment in securities	Total cost price	Total market price	Gain/(Loss)
Investment in securities other than Mutual Fund	116,351,434	128,280,791	11,929,357
Investments in Mutual Fund	500,000.00	534,000	34,000
Total	116,851,434	128,814,791	11,963,357



Tareq Ibrahim
Chief Executive Officer
CWT Asset Management Company Ltd.